



Txiv yog Leejtwg thiab Menyuum Nrog Leejtwg Nyob

Paternity and Child Custody

Ua li cas thiaj paub leej txiv yog leejtwg?


“Paternity” txhais tias leejtwg yog leej txiv ntawm tus menyuum raws li kevcai. Yog leej niam thiab txiv tsis tau sib yuav thaum yug tus menyuum, tsis tau muaj leej txiv raws li kevcai txog thaum tsim kom muaj hais tias yog leej txiv tiag. Nws muaj ob txoj kev tsim kom paub tias yog leej txiv tiag.

1. Leem Tias Yog Niam/Txiv (ROP)

Leej niam thiab leej txiv kos npe lav tias tus txiv neej yog tus menyuum leej txiv. Koj siv daim ntawv ROP. Koj muab daim ntawv no tom tsev kho mob thaum yug tus menyuum lossis tim lub nroog lub hoobkas yug nyiaj hli rau menyuum. Koj kuj hu tau rau Minnesota Department of Health ntawm (651) 201-5970 thiab nug kom muab daim ntawv rau koj.

Thaum ua daim ntawv ROP tas, luam xa “fax” mus rau (651) 215-5834 lossis xa mus rau:

Minnesota Department of Health
Office of Vital Records
PO Box 64499
St. Paul, MN 55164-0499



Daim ntawv ROP tsuas siv tau yog tias xa mus rau lub Department of Health xwb. Yog leej niam tsis yuav lwm tus, thiab leej niam thiab leej txiv puav leej muaj 18 xyoo lawm, daim ntawv lees yog leej txiv xauv li no. Ua daim ntawv ROP thaum twg los tau. Koj tsis toobkas ib tug kws lij choj tabsis yog ua tau, nrog ib tug tham ua ntej koj kos npe, nug seb nws puas yuav ua cas rau cov cai koj muaj.

Tsev hais plaub siv tau daim ntawv ROP los teem nyiaj hli yug menyuum. Nws **tsis** yog cia li muab **ib txoj cai** rau leej txiv kom tau tus menyuum los nrog nws nyob lossis tau xyuas tus menyuum. Tabsis nws **muab** txoj cai rau nws los **hais kom lub tsev hais plaub** cia tus menyuum nrog nws nyob lossis muab sijhawm rau nws mus xyuas tus menyuum.

Leej niam lossis tus txiv neej uas xee daim ntawv ROP tshem tawm tau daim ntawv ROP tsis pub dhau 60 hnuv tom qab muab xa mus. Koj yuav tsum sau ntawv ua qhov no! Nws muaj ib daim ntawv tshwj xeeb koj yuav tsum siv los tshem tawm daim ntawv ROP. Mus muab daim ntawv no tim Department of Health. Ua tas muab rau lawv thiaj siv tau. Siv tib qho chaw nyob thiab tus fax naj npawb saum toj. Tom qab 60 hnuv lawm, koj tsuas tshem tawm tau daim ntawv ROP yog koj mus hauv tsev hais plaub xwb. Koj yuav tsum muaj povthawj tias tus txiv neej no tsis yog leej txiv. Nws muaj sijhawm xaus ua qhov no. Ua kom tsuag tsuag!

Nco Cia: Txawm yog tias neb ib tug tshem tawm daim ntawv ROP no lawm, los nws tsis yog xaus li no. Leej niam lossis tus lees yog leej txiv yeej tseem hais tau kom tsev hais plaub tsim kom muaj seb puas yog leej txiv, menyuam nrog leejtwg nyob, thiab sijhawm niam/txiv xyuas tus menyuam.

2. Tsev Hais Plaub Txiv Txim Seb Leejtwg yog Txiv

Tej zaum lub tsev hais plaub yuav tau txiv txim seb leej txiv yog leejtwg. Tej zaum leej niam/txiv yuav tsis xav xee daim ntawv ROP, lossis muaj tshaj ib tug txiv neeg lees nws yog leej txiv, lossis leej niam yuav lwm tus thaum yug tus menyuam los. Lub tsev hais plaub saib cov povthawj, nrog rau kuaj ntshav thiab leej niam txoj kev sib nraug zoo nrog tus hais tias nws yog leej txiv. Koj hais tau kom kuaj ntshav, tabsis tsis tas koj YUAV TSUM tau kuaj es thiaj tsim kom muaj tias yog leej txiv.

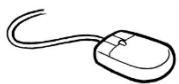
Yog leej niam thiab txiv sib yuav lawm, txoj kevcai tsuas xav tias tus txiv yog tus menyuam leej txiv. Yog tus txiv lossis tus pojniam xav ua ntawv hauv tsev hais plaub tias tus txiv tsis yog tus menyuam leej txiv, ces, feem ntau rooj plaub, nkawv yuav tsum pib ua ntej tus menyuam muaj 3 xyoo.



Tus kws lij choj hauv lub nroog pab kuv puas tau?

- Yog tus menyuam nrog koj nyob, koj hais tau kom lub nroog tus kws lij choj ua ntawv tsim kom muaj seb puas yog leej txiv, thiab pab them nyiaj hli yug tus menyuam thiab nqi kho mob. Yog koj yog tus leej niam/txiv uas tus menyuam tsis nrog nyob tabsis xav ua ntaub ntawv los tsim kom muaj tias yog leej txiv, xws li ib tug leej txiv tsis tau muaj pojniam, feem ntau lub nroog yuav pab koj. Tej zaum koj yuav tiv nqi nyiaj hli yug menyuam yog tias thaum twg tsim kom muaj tias koj yog leej txiv lawm.
- Lub nroog tus kws lij choj **tsis** hais cov plaub txog menyuam nrog leejtwg nyob lossis sijhawm niam/txiv xyuas tau menyuam.
- Ib tug niam/txiv uas tau nyiaj tsawg hais tau kom tsev hais plaub muab ib tug kws lij choj pab rooj plaub tsim kom muaj seb puas yog leej txiv. Tabsis tsuas yog pab hais seb puas yog leej txiv xwb. Yog twb tsim muaj tias yog leej txiv lawm, lossis koj twb xee daim ntawv ROP lawm, thiab koj toobkas kev pab seb menyuam yuav nrog leejtwg nyob lossis sijhawm niam/txiv xyuas menyuam, hu rau koj lub hoobkas kevcai lij choj legal aid ntawm 1-(877) 696-6529 lossis lub hoobkas kws lij choj pab dawb kom pab koj.

Koj [nrhiav tau ntawv](#) (*Ius Askiv xwb*) los sau koj tus kheej yog koj tsis muaj ib tug kws lij choj. Lub xeev lub vas sab muaj cov ntawv txog seb menyuam nrog leejtwg nyob thiab sijhawm niam/txiv xyuas menyuam.



- Mus rau www.mncourts.gov
- Nias rau *Get Forms* saum toj
- Nias rau *Child Custody / Parenting Time*
- Nias rau cov ntawv lossis pob ntawv koj toojkas

Nco Cia: Nws muaj NTAU daim ntawv. Tej zaum yuav totaub nyuab ces yog koj paub tsis tseeb tias koj toobkas daim twg, nias rau [Help Topics Homepage](#), rov nias dua rau *Child Custody / Parenting Time* thiab nyeem cov lus qhia nyob ntawm qhov sau qhia (*Overview, FAQs, Forms* etc).

Vim li cas hos tseem ceeb tsim kom paub leej txiv yog leejtwg?

Yuav tsum tsim kom paub tias leej txiv yog leejtwg es tsev hais plaub thiaj paub muab cai rau leej txiv thiab cov menyuam.

- Leej txiv tsis muaj txoj **cai** kom tus menyuam nrog nws nyob lossis xyuas tus menyuam kom txog thaum tsim muaj tias nws yog leej txiv tiag
- Tus menyuam **muaj txoj cai** tau nyiaj hli yug nws. Yog tsis paub tias leej txiv yog leejtwg hais tsis tau kom them nyiaj hli yug menyuam. Ib tug menyuam mauj feem tau nyiaj hli yug kom txog 18 xyoo (20 xyoo yog tseen kawm ntawv nyob high school). Kev them nyiaj yug muaj them isalas kho mob, nqi kuaj mob, thiab nqi zov menyuam.



Saib peb daim ntawv qhia tseeb [Tau Nyiaj Hli Yug Menyuam](#).

Thaum tsev hais plaub xub teem nyiaj hli yug menyuam, tej zaum leej txiv yuav tau them tus nqi yug tus menyuam, nyiaj hli yug menyuam yav tas los thiab lossis MFIP cov kev pab.

- Yog leej txiv tas sim neej lawm, tus menyuam muaj cai los txais leej txiv cov ntiag tug. Tus menyuam mauj feem tau tej yam kev pab, xws li nyiaj Social Security, yog tias leej txiv tau txais lawv lossis yog nws tas sim neej lawm.


Teem Seb Menyuam Nrog Leejtwg Nyob thiab Sijhawm Niam/Txiv Xyuas Menyuam Li Cas?

- Yog niam txiv tsis sib yuav thaum tus menyuam yug, ces leej niam tib leeg tau tus menyuam raws txoj kevcai thiab nrog nws nyob kom txog thaum tsev hais plaub txiav txim lwm yam.
- Yog muaj rooj plaub tsim seb leejtwg yog leej txiv, lub tsev hais plaub yuav txiav txim seb menyuam nrog leejtwg nyob, nyiaj hli yug menyuam thiab sijhawm niam/txiv xyuas menyuam uas yuav zoo tshaj rau tus menyuam, tib yam li thaum sij nrauj.
- Leej txiv tsis muaj cai tau tus menyuam los nrog nws nyob lossis sijhawm niam/txiv xyuas menyuam yog nws tsis mus hais tom hauv tsev hais plaub. Qhov no muaj tseeb txawm tias nws xee daim ntawv ROP lawm. Niam thiab txiv sib tham haum tias menyuam nrog leejtwg nyob thiab/lossis sijhawm niam/txiv xyuas menyuam es tsis tas mus hais hauv tsev hais plaub los tau, tabsis nkawv txoj kev sib tham haum yuav tsis muaj nyob rau hauv kevcai yog tsev hais plaub tsis tau txiav txim li ntawm.

- Yog twb muaj daim ntawv ROP thiab tsis muaj rooj plaub hais tias leej txiv yog leej twg, leej txiv yuav tsum ua ib daim ntawv tuaj hauv tsev hais plaub thiaj li tau tus menyuam los nrog nws nyob thiab sijhawm xyuas tus menyuam. Yog niam thiab txiv hais tsis sib haum txog tus menyuam yuav nrog leejtwg nyob thiab sijhawm xyuas tus menyuam, lub tsev hais plaub mam li txiav txim seb qhov twg zoo tshaj rau tus menyuam.
- Yog muaj daim ntawv ROP, thiab niam thiab txiv muaj rooj plaub sib ceg/ntaus, tej zaum lub tsev hais plaub yuav kam muaj sijhawm rau leej txiv xyuas tus menyuam ib ntus nyob rau hauv Daim Ntawv Tiv Thaiv (OFP).
- Yog leej niam thiab txiv sib yuav thiab tom qab ho sib nrauj lossis ua ntawv sib cais, lub tsev hais plaub mam li txiav txim seb menyuam nrog leejtwg nyob thiab sijhawm niam/txiv xyuas menyuam ntawm rooj plaub sib nrauj lossis sib cais.

Muaj pestsawg yam “custody,” leejtwg tau menyuam?

- **Legal custody** txhais tias muaj txoj cai los txiav txim rau tej yam tseem ceeb rau tus menyuam, xws li tsev kawm ntawv, kuaj/kho mob, thiab kev ntseeg/kab lis kevcai. Ib tug neeg (niam lossis txiv) lossis sib koom tes (niam thiab txiv tibi) ua tau legal custody.
- **Joint legal custody** txhais tias niam thiab txiv muaj cai zoo ib yam thiab luag haujlwm los txiav txim rau cov kev tseem ceeb no. Yog leej niam thiab txiv sib koom joint custody, nkawv yuav tsum hais kom sib haum thaum yuav txiav txim siab rau tej yam tseem ceeb.
- **Physical custody and residence** txhais tias nrog tus menyuam nyob thiab tu thiab tshwj tus menyuam txhua hnuv. Tus menyuam nrog leej niam/txiv nyob xwb los tau txawm tias ob leeg sib koom joint legal custody.
- **Joint physical custody** txhais tias tus menyuam sib faib sijhawm nrog niam thiab txiv nyob. Lub sijhawm tsis tas yuav sib npaug zos thiaj yog “sib koom” joint physical custody. Sijhawm xyuas menyuam yog qhov yuav los tswj seb tus menyuam siv sijhawm npaum li cas nrog leej niam thiab txiv.



Txiav txim siab leejtwg tau menyuam li cas?

Yog leej niam thiab txiv puas leej xav tau tus menyuam, lub tsev hais plaub muab cov lus hauv qab no los saib seb qhov twg yog qhov **zoo tshaj rau tus menyuam**. Cov no yog:

1. Tus menyuam cev nqaij daim ntawv, kev zoo siab/nyuaj siab, kab lis kev cai, kev ntseeg, thiab lwm yam kev xav tau. Niam thiab txiv tej kev npaj rau tus menyuam yuav hloov tus menyuam cov kev xav tau li cas thiab tus menyuam kev loj hlob?

2. Tus menyuam puas muaj kev mob tshwj xeeb, puas siab ntsws, lossis kev kawm ntawv uas toobkas kom niam txiv nrhiav kev pab tswj xeeb lossis kev pab cuam?
3. Tus menyuam xav tau abtsi? Tej zaum tsev hais plaub yuav muab qhov tus menyuam nyiam los xav thiab yog tsev hais plaub pom tau tias tus menyuam muaj peev xwm, muaj hnub nyoog txaus, thiab paub tab txaus los txiav txim siab.

Nco Cia: Tej zaum koj tus menyuam yuav teev lus tsis tau ntawm rooj plaub sib foob muaj yeej muaj swb. Ceevfab thaum tham nrog koj tus menyuam txog rooj plaub. Nws tsis yog ib qho zoo yog cov menyuam raug khuam nyob nruab nrab ntawm niam thiab txiv cov teebmeem. Nyob rau tej rooj plaub, tsev hais plaub muab ib tug neeg kawm tawm los nrog koj tus menyuam tham txog nws tej kev xav thiab nyiam.

4. Puas tau muaj kev sib ceg/ntaus hauv niam/txiv tsev lossis tus nws neeg nws nrog uake? Qhia kom ntxaws tias ua li cas, thiab nws puas yuav cuab tshuam txoj kev ua niam/txiv rau tus menyuam lossis tus menyuam kev ruaj ntseg lossis kev xav tau?
5. Leej niam/txiv puas muaj kev mob rau lub cev, puas siab ntsws, quav dej quav cawv, yeej tshuaj uas yuav cuab tshuam tus menyuam kev ruaj ntseg lossis kev loj hlob?
6. Leej niam/txiv tu tus menyuam li cas yav dhau los.
7. Txoj kev txaus siab thiab peev xwm los ntawm leej niam/txiv los tu tus menyuam. Leej niam/txiv yuav pab tus menyuam li cas txog kev loj hlob, kev zoo siab/nyuaj siab, kev ntseeg, thiab kab lis kevcai raws li nws toobkas? Leej niam/txiv puas yuav ua taus ntev mus thiab ua raws li sijhawm teem xyuas menyuam?
8. Tej kev hloov hauv tsev, tsev kawm ntawv thiab lub zej zos puas yuav cuab tshuam tus menyuam kev noj qab nyob zoo thiab loj hlob?
9. Txoj kev sib raug zoo ntawm tus menyuam nrog leej niam thiab txiv, nus/vivncaus, thiab lwm tus uas tseem ceeb rau tus menyuam. Yog tus menyuam nyob raws li hais, puas yuav cuab tshuam tej kev sib raug zoo no?
10. Feem ntau, zoo dua yog cia tus menyuam siv sijhawm nrog leej niam thiab txiv kom ntau li ntau tau. Lub tsev hais plaub muab qhov no los saib thiab kuj saib tias yog siv sijhawm tsawg dua nrog leej niam/txiv puas yuav tsis zoo rau tus menyuam li cas?
11. Leej niam/txiv puas yuav pab kom tus menyuam ntsib leej niam/txiv tom ub kom ntau li ntau tau? (tsuas yog thaum tsev neeg muaj kev sib ceg/ntaus – saib #4)
12. Niam thiab txiv puav leej muaj txoj kev txaus siab thiab peev xwm los koom tes tu tus menyuam. Niam thiab txiv sib qhia lus/ntawv tseem ceeb puas tau? Nkawv cais puas tau tus menyuam ntawm nkawv tej teebmeem? Nkawv puas muaj cov kev zoo los kho tej teebmeem loj txog tus menyuam?



Lub tsev hais plaub yuav tsum sau ntawv txog txhua yam lawv nrhiav tau txog cov no. Lub tsev hais plaub yuav tsum qhia tias lawv txiav txim qhov zoo tshaj rau tus menyuam li cas. Lub tsev hais plaub tsis saib niam txiv cov cwjpwpm yog tias nws tsis cuab tshuam nkawv txoj kev sib raug zoo nrog tus menyuam.

Hloov qhov tus menyuam nrog leejtwg puas tau?

Tau. Lub tsev hais plaub hloov tau qhov leejtwg tau menyuam yog tias muaj abtsi hloov rau tus menyuam lossis leej niam/txiv, thiab yuav tsum ua daim ntawv txiav txim tshiab rau qhov zoo tshaj plaws rau tus menyuam. **Lub tsev hais plaub tsuas saib tej yam muaj tseeb uas hloov txij thaum qhov txiav txim qub lossis tej yam muaj tseeb tsis paub thaum txiav txim thawj zaug.** Lub tsev hais plaub tsuas hloov tau kev rau menyuam thaum:

- Niam thiab txiv ob leeg pom zoo hloov lossis
- Tus niam/txiv uas tus menyuam nrog nyob tau cia tus menyuam los nyob nrog tus niam/txiv tom ub nyob lawm lossis
- Tus menyuam lub tsev tamsim no muaj teeb meem rau nws cev nqaij daim tawv lossis kev zoo sib/nyuaj siab, lossis kev loj hlob, thiab hloov chaw nyob yuav muaj teebmeem tsawg dua li cia nws nyob hauv ib lub tsev tsis ruaj ntseg lossis
- Tus niam/txiv nrog tus menyuam nyob nug lub tsev hais plaub kom kam tus menyuam nrog nws tsiv mus rau lwm lub xeev thiab tsev hais plaub hais tias tsis kam – tabsis leej niam/txiv cia li tsiv lawm.



Yuav hloov qhov leejtwg tau menyuam, leej niam/txiv yuav tsum tuaj ua ib daim ntawv hauv tsev hais plaub. Leej niam/txiv yuav tsum muaj tim khawv, ntawv lav tsa tes lossis lwm yam ntaub ntawv qhia tau tias yeej muaj ib yam saum toj sauv thiaj li hloov tau qhov leejtwg tau menyuam.

Nco Cia: Leej niam/txiv yuav tsum tos 1 xyoo thaum txiav txim tias leejtwg tau menyuam es mam li nug kev hloov. Yog muaj ib daim ntawv xav hloov abtsi, leej niam/txiv yuav tau tos 2 xyoo ntawm lub sijhawm thaum daim ntawv txiav txim mam li thov tau kev hloov. Txawm yog tias kam los tsis kam ua daim ntawv thov hloov.

Tab sis **tsis siv** cov sijhawm teem no yog tias:

1. Leej niam/txiv txhob txwm tsis pub tus niam/txiv tom ub xyuas tus menyuam ntau ntau zaus, lossis
2. Tus menyuam lub tsev tam sim no muaj xwm txheej rau lawv.

Cov ntawv Qhia Tseeb yog qhia kom paub txoj kevcai xwb TSIS yog muab txwv yim txog txoj kevcai. Mus ntsib ib tug kws lij choj rau tswv yim. Tsis txhob siv daim ntawv qhia tseeb yog tias nws qub tshaj ib xyoos lawm. Nug peb txog cov hloov tshiab, daim ntawv qhia txog cov ntawv qhia tseeb, lossis lwm hom ntawv.

© 2023 Minnesota Legal Services Coalition. Luam tau daim ntawv no los siv rau tus kheej tsis ua lag luam thiab qhia kom paub xwb. Tagnrho lwm cov cai ceev tseg. Qhov lus sau no yuav tsum nyob rau txhua daim ntawv. Txwv tsis pub muab luam, faib, thiab siv ua lag luam.