















How to Apply for Your Minnesota Driver's License

Checklist of the Steps to Get Your Driver's License

- Choose the Type of License you want 
- Read and Study the Manual 
- Pre-Apply and Schedule Your Knowledge Test 
- Go to DVS 
 - Take the Knowledge Test 
 - Pass the Vision Test 
 - Apply for Your Permit 
- Practice Driving 
- Schedule Road Test 
- Go Back to DVS 
 - Take Your Road Test 
 - Fill Out the Application 
- Get Your License in the Mail 